



FY 2012 OPERATING BUDGET

October 1, 2011 – September 30, 2012

FY 12 Revenue Sources

Federal and State Funds:

- Provided by Federal Highway Administration and Federal Transit Administration
- Can only be used for supporting planning operations of the TPO
- Funds may be used for general planning studies, however, studies must be geographically broad in scope and cannot focus on only one jurisdiction or roadway

Eligible:

- Long Range Transportation Plan
- Greenways and Trails Master Plan

Not Eligible:

- Babcock Street Design
- SR A1A Corridor Study
- Construction Projects

FY 12 Revenue Sources

Service Contracts:

- Provides for TPO staff to conduct planning services for specific entities.
 - Space Florida
 - Brevard County
- Provide another revenue source that saves TPO federal and state grant funds for other uses.

FY 12 Revenue Sources

Other Grants:

- One-time, non-recurring sources of revenue
- Provide for the development of specific projects or programs
 - US 192 Feasibility Study
 - Completion of web based Crash Data Location System
- Provide another revenue source that saves TPO federal and state grant funds for other uses.

FY 2012 Revenues

Source	<u>FY 11</u>	<u>FY 12</u>	% Inc/(Dec)
<u>Recurring</u>			
Federal	\$966,778	\$943,933	-(2.4%)
State	\$19,318	\$19,785	2.4%
Local	\$25,318	\$25,785	1.8%
<u>Service Contracts</u>			
Brevard County	\$40,682	\$40,215	-(1.2%)
Space Florida	\$22,500	\$30,000	33.3%
<u>Other Grants</u>			
Safe Routes to School	\$23,000	\$0	-(100%)
FL Bike Safety Mini Grant	\$2,000	\$0	-(100%)
US 192 Feasibility Study	\$0	\$250,000	100%
Crash Data System	\$87,462	\$44,549	-(49.1%)
Total Revenues	\$1,187,058	\$1,354,267	14.1%

FY 2012 Revenue Highlights

Revenue Source	Budget Change Justification
Federal Funds -2.4%	\$68,079 unbudgeted contingency from Federal Highway Planning Grant
State +2.4% Local Funds +1.8 %	Allocation of Federal Transit Administration grant funds increased, required local match increased
Service Contracts- Space Florida +33.3%	Full year of funding, previous year budget for only nine months
Other Grants- Safe Routes to School and FL Bike Safety Mini Grants	Both grants completed in FY 11.
Other Grants- US 192 Feasibility Study	Budget reflects TPOs SU funds for study.
Other Grants- Crash Data System -49.1%	Budget reflects anticipated carry forward from FY 11 of TPOs SU funds for web based crash system.

FY 12 Expenditures

New in FY 12:

- Implementation of Crash Data Location System
- Complete Streets Program
- Bike/Ped Mobility Plan
- US 192 Feasibility Study
- Local Agency Program Certification
- Participation in Regional Freight Study
- Strategic Planning
- Unified Planning Work Program for FY 13 – FY 14
- Expanding existing staff skills to do more

Continuing Programs:

- Traffic Counts
- State of the System Report
- Transportation Improvement Program/Project Priorities
- Service Agreements with Space Florida and Brevard County

- Increased work with same number of positions
- Funding set aside for severance

FY 12 Budgeted Expenditures

Budgeted Expenditures	<u>FY 11</u>	<u>FY 12</u>	% Inc/(Dec)
Compensation & Benefits	\$515,425	\$552,231	7.1%
Professional/Contracted Services	\$438,030	\$588,775	34.4%
General Liability/Insurance	\$12,061	\$12,795	6.1%
Information/Communications	\$20,482	\$24,570	20.0%
Indirect	\$25,992	\$22,040	-(15.2%)
Rent	\$14,809	\$12,849	-(13.2%)
Travel	\$11,350	\$28,680	152.7%
Postage	\$4,500	\$1,800	-(60.0%)
Computer & Maintenance Services	\$25,079	\$12,420	-(50.9%)
Printing & Copying	\$28,780	\$12,929	-(55.1%)
Legal Advertising	\$12,000	\$12,000	0%
Office Supplies	\$17,250	\$11,858	-(31.3%)
Books/Publications/Memberships	\$1,300	\$1,320	1.5%
Contingency	\$60,000	\$60,000	0%
Total Budgeted Expenditures	\$1,187,058	\$1,354,267	14.1%

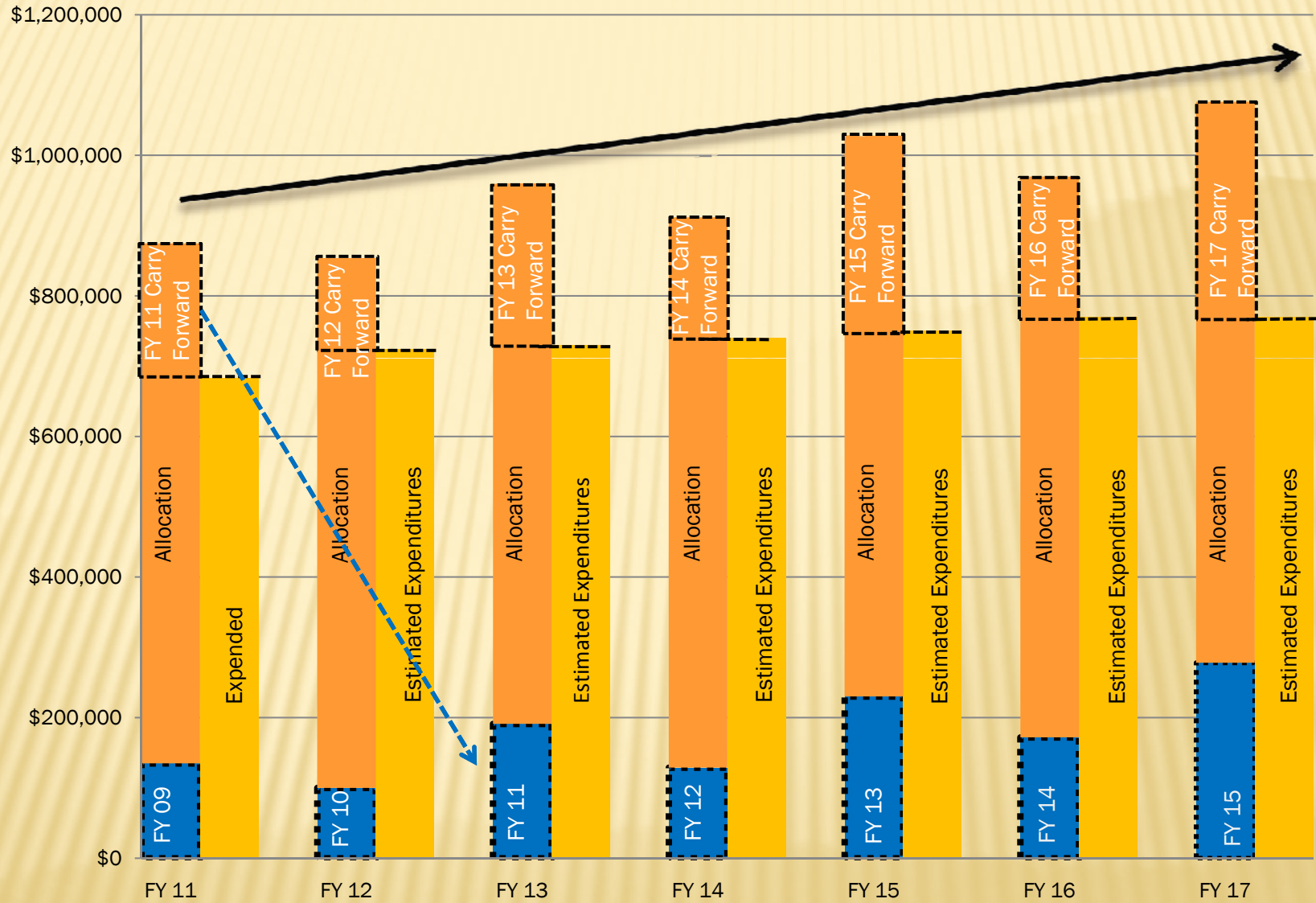
FY 2012 Expenditure Highlights

Expenditure (Changes of +/- 15% or more from prior FY)	Budget Change Justification
Professional/Contracted Services +34.4%	Includes \$250,000 for US 192 Feasibility Study and remaining crash data program development.
Information/Communications +20.0%	Services provided by County.
Travel +152.7%	-Costs for day trips have increased. -Includes expenses incurred maintaining bike/ped education program (<i>previous budgets did not include funding, travel expenses paid by employee</i>) Overnight trips support Space Florida, TPO members and two TPO staff trips.
Postage -60.0% Printing & Copying -55.1% Office Supplies -31.3%	Savings from electronic transmitting agenda packages, documents and publications and posting on-line
Computer Software and Maintenance Services -50.5%	Crash program costs less than anticipated.

FY 12 Operating Budget:




- Increased work with same number of positions
- No compensation increases for staff
- Sets aside funds for severance
- Continues to secure non-traditional funding
- Conserves Federal Highway Planning Grant
- \$68,000 unallocated balance for contingency
- Secures planning funds over next 5+ years
 - FY 11 Planning Grant Carry Forward = \$191,000
(Grant that closed on June 30, 2011)

Growth Trend of Available Federal Planning Grant



Fiscal Analysis of Growth Trend

- Planning grant funds can only be used for operations of the TPO. Cannot be used on studies such as PD&E, Design, ROW and Construction.
- Federal Planning Grant base allocation continues to increase over time
- With securing non-traditional funding (service contracts/grants), carry forward continues to grow
- Some carry forward need to be reserved for 2040 Long Range Transportation Plan (FY 13-16)
- Federal Transit Administration grant has also increased over time



TPO is Fiscally Responsible and Prepared for the Future